

National Federation of State
High School Associations



2010 - 2011
NFHS
Football Officials Manual Changes

Dale Pleimann, Chair
NFHS Football Officials Manual Committee

2010
NFHS Football Rules Interpreters On-line Meeting
July 13, 2010

Take Part. Get Set For Life.™

OFFICIALS MANUAL COMMITTEE

- **CHAIR:** Dale Pleimann – Missouri
- **VICE CHAIR:** Steve Stearns – California

- **SECTION 1:** Robert Baly – New Jersey
- **SECTION 2:** Charles “Buss” Carr – Pennsylvania
- **SECTION 3:** Mark Dreibelbis – North Carolina
- **SECTION 4:** Todd Tharp – Iowa
- **SECTION 6:** Don Brodell – Arkansas
- **SECTION 8:** Clark Sanders – Oregon
- **NFHS-OA:** William Riccio, Jr. - Connecticut



2010-2011 MANUAL REVISIONS

- GENERAL REMINDERS – page 8
 - Officials Uniform
 - 8. By state association adoption, white **or black** officiating shorts (5-inch inseam) may be worn in place of the traditional knickers if entire crew **wears shorts of the same color....**
 - 9. **By state association adoption, foul weather, lined black pants with a single 1¼ inch white stripe down each leg may be worn in place of the traditional knickers if worn by the entire crew.**

All officials must ... non-penalty spot (**Back Judge shall carry two different colored bean bags; one for marking the end of the kick and one for marking first touching**), game card,



2010-2011 MANUAL REVISIONS

- THE COIN TOSS – page 14
 - Linesman, Line Judge and Back Judge
 - A. Pregame and start of second half:
 - 3. **Linesman (four person)/Back Judge (five person) and Line Judge bring approved game ball from each team to the coin toss.**



2010-2011 MANUAL REVISIONS

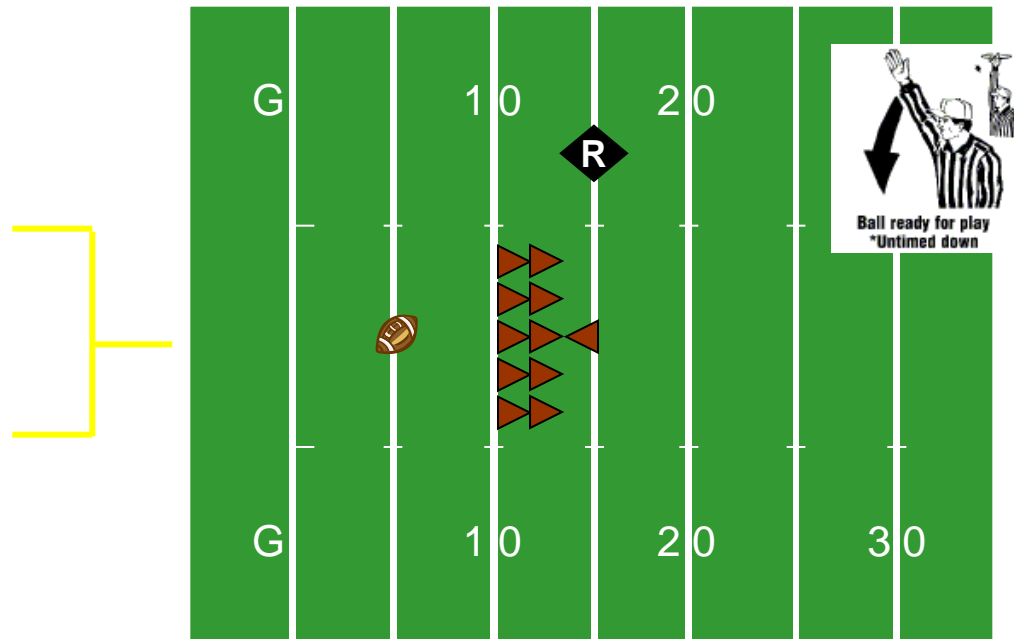
USE OF THE MICROPHONE – page 17

- **1. Referee**
 - **A. The Referee's use of a field microphone adds another dimension to communication – a positive dimension when properly used.**
 - **The microphone should be used to explain penalties and unusual situations. The Referee should have the option to use or not use a field microphone. If used, the microphone should be tested prior to the start of the contest and the following guidelines should be followed:**
 - **1. Signals are still necessary, starting with a preliminary signal (no microphone) and then (after the penalty is accepted or declined) the final signal in conjunction with the use of the microphone.**
 - **2. Normal voice quality – no shouting (realize that there often is a delay between speaking and hearing what was said over the loud speakers.**
 - **3. Speak in short phrases. Pause briefly between phrases.**
 - **4. Do NOT announce the number of the player who committed the foul**
 - **5. Turn the microphone off so other comments are not broadcast.**



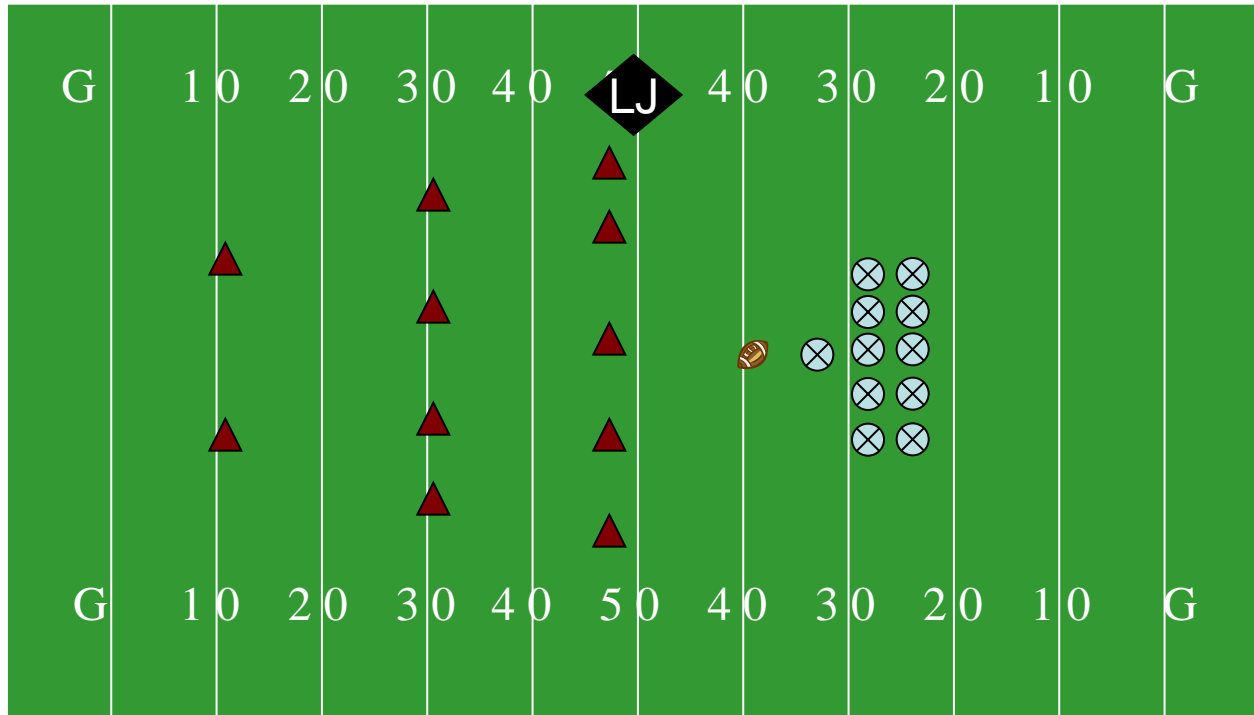
2010-2011 MANUAL REVISIONS

- DECLARING BALL READY-FOR-PLAY – page 17 and 35
 - 1. REFEREE
 - A. After ball is spotted:
 - Move to a position that is visible to the clock operator, approximately 10 yards from the line-of-scrimmage and 5 yards wide of the huddle.



2010-2011 MANUAL REVISIONS

- KICKOFF – pages 19, 26 and 60
 - IV. LINE JUDGE
 - A. Before kick:
 - 3. Temporarily move to **nine-yard marks (top of numbers)**, then count K players and identify the free-kick line for the receiving team.



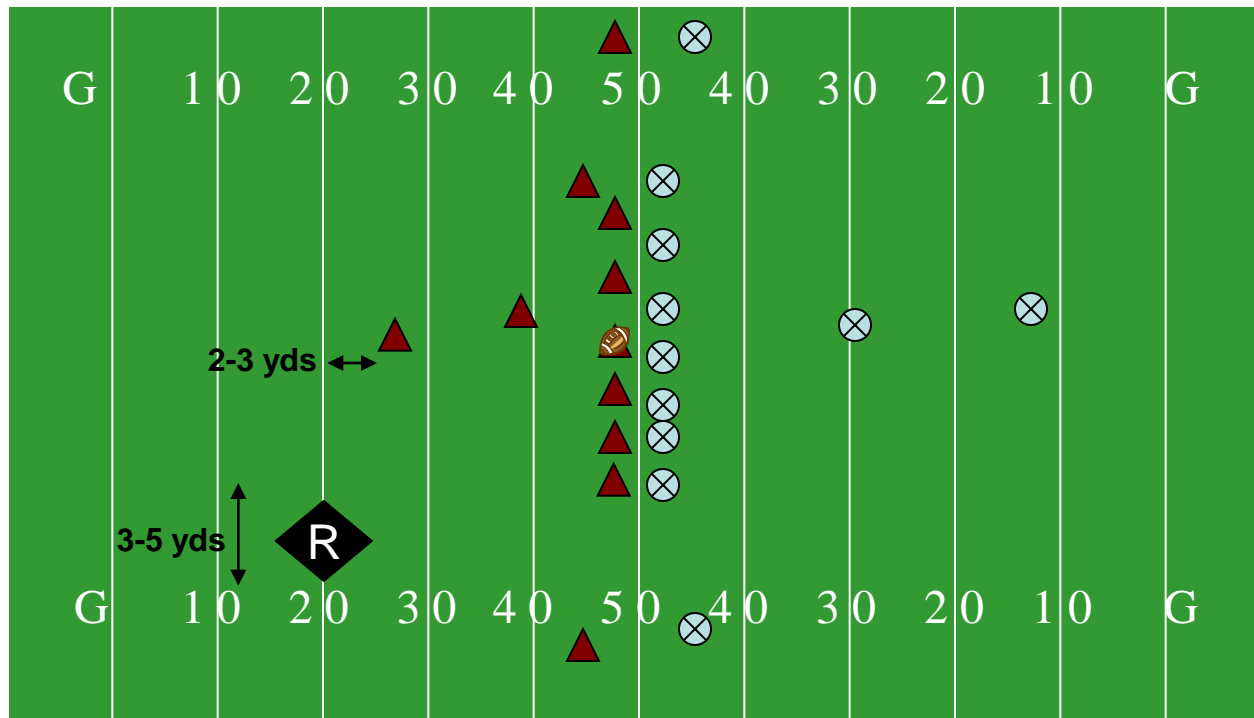
2010-2011 MANUAL REVISIONS

- FIVE OFFICIALS – FORWARD PASS – page 41
 - III. Linesman and Line Judge
 - B. After snap:
 - 1. **Observe keys and read tackle to determine run or pass. Stay on line of scrimmage until ball carrier crosses line of scrimmage or until receiver(s) on your side of the field have gone at least 10-12 yards downfield.**



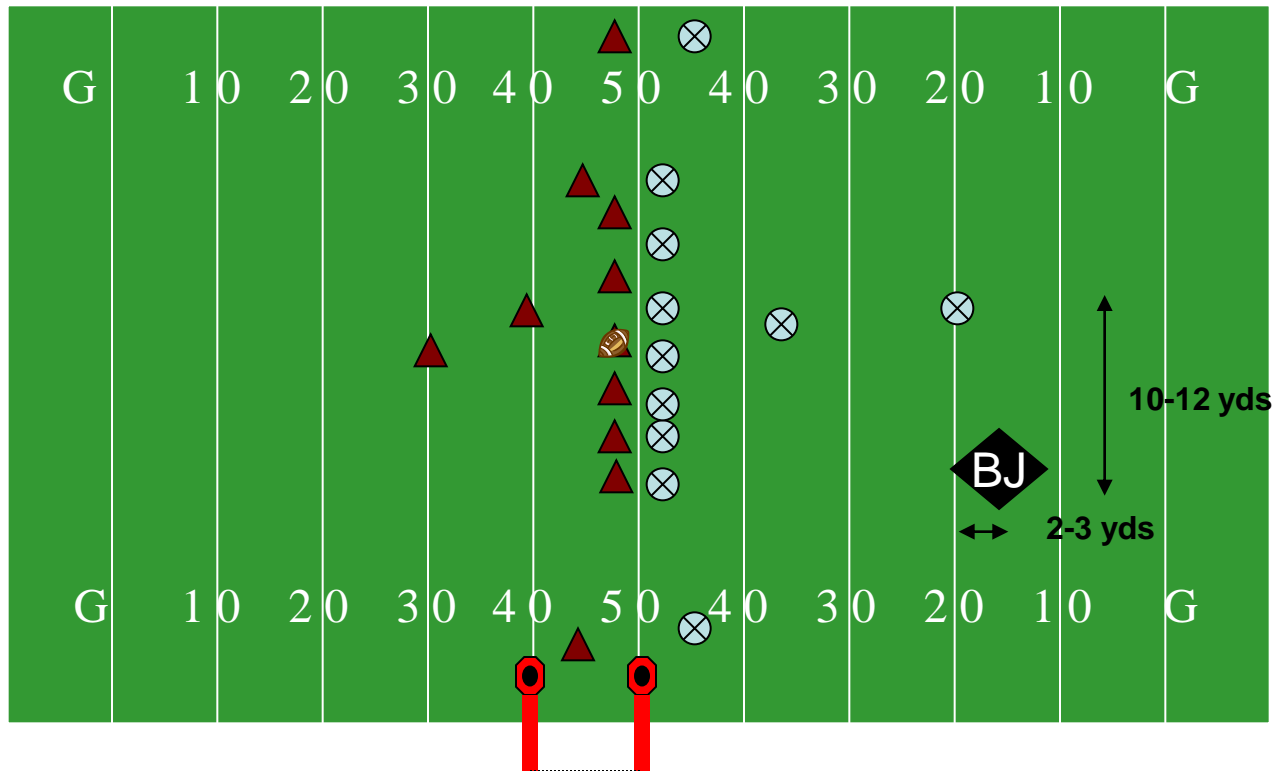
2010-2011 MANUAL REVISIONS

- FIVE OFFICIALS – SCRIMMAGE KICK – page 43
 - I. Referee
 - A. After ball is spotted:
 - 3. Position: **3-5 yards** outside the tight end and **2-3 yards behind** the kicker, on kicking-leg side.



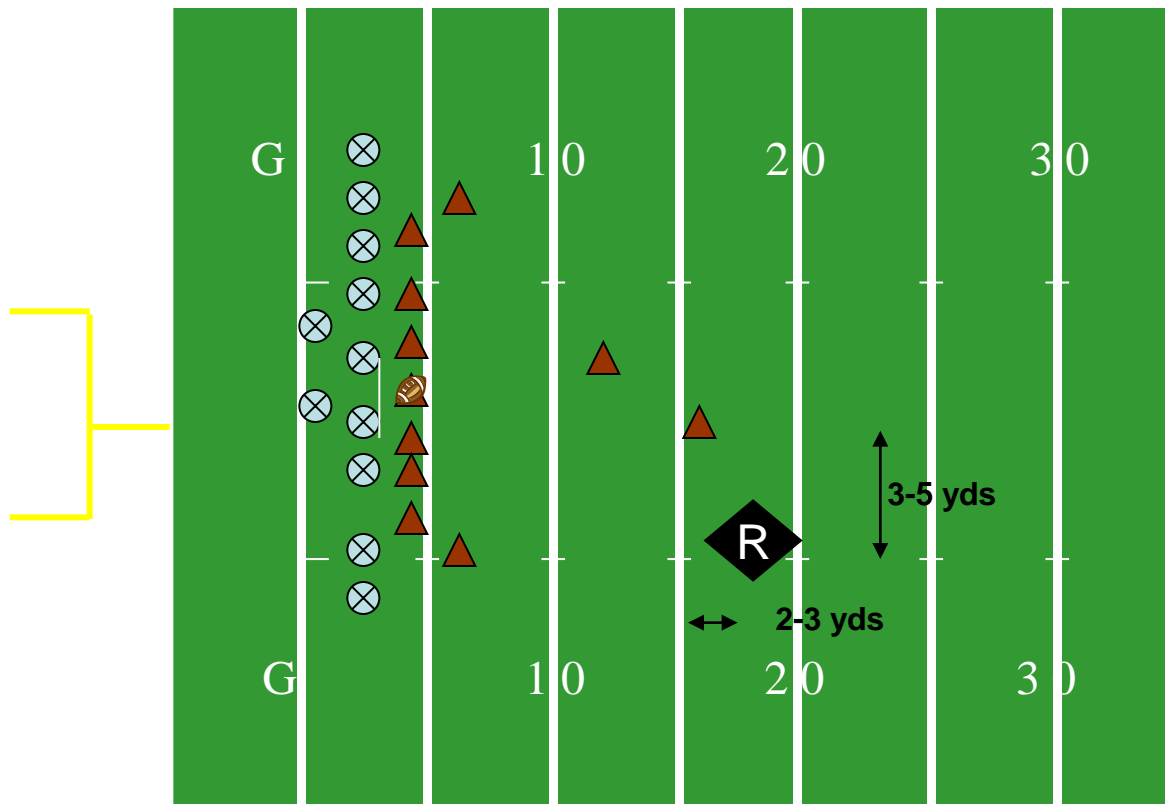
2010-2011 MANUAL REVISIONS

- FIVE OFFICIALS – SCRIMMAGE KICK – page 45
 - IV. Back Judge
 - A. After ball is spotted:
 - 1. Position: **10-12 yards** wider than and **2-3 yards behind the** deepest receiver on linesman's side of field.



2010-2011 MANUAL REVISIONS

- FIVE OFFICIALS – FIELD GOAL ATTEMPT OR TRY FROM ANY DISTANCE – page 46
 - I. Referee
 - A. After ball is spotted:
 - Position: **2-3 yards** to rear and **3-5** yards to side of potential kicker, facing holder and able to see holder receive ball.



2010-2011 POINTS OF EMPHASIS

- **Communication Between Officials and Head Coach**
 - Communication between officials and the head coach is a key to a smoothly run contest.
 - All communication between the two parties should be professional and to the point.
 - Head coaches who want to officiate rather than coach should be dealt with swiftly and in a firm manner.



2010-2011 POINTS OF EMPHASIS

- **Enforcement of Uniform Adornment Rules**
 - Both the head coach and the officials are responsible for enforcement of the uniform adornment rules and those rules must be enforced consistently in order to prevent problems from developing with player safety or sportsmanship.



2010-2011 POINTS OF EMPHASIS

- **Enforcing that Legal Equipment is Worn Properly**
 - Head coaches and officials should always keep in mind that safety comes first.
 - Required equipment is mandated for the well-being of the players.
 - Coaches and officials must work together to make the game as safe as possible for the athletes participating by requiring compliance with equipment rules.
 - Officials have the responsibility to penalize the head coach when players are not legally equipped and to prohibit the players from participating until they do become legally equipped.

